

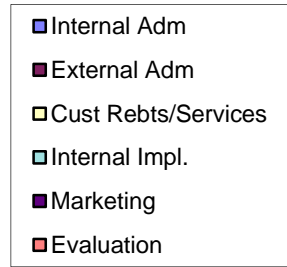
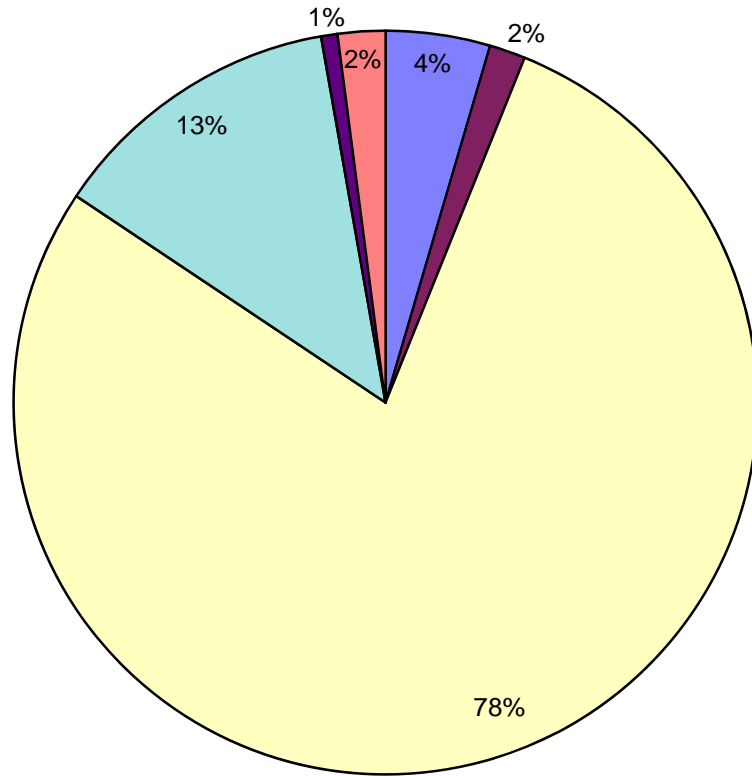
Jan-Dec 2012

**NH CORE Energy Efficiency Program - 2012 Expenditures**

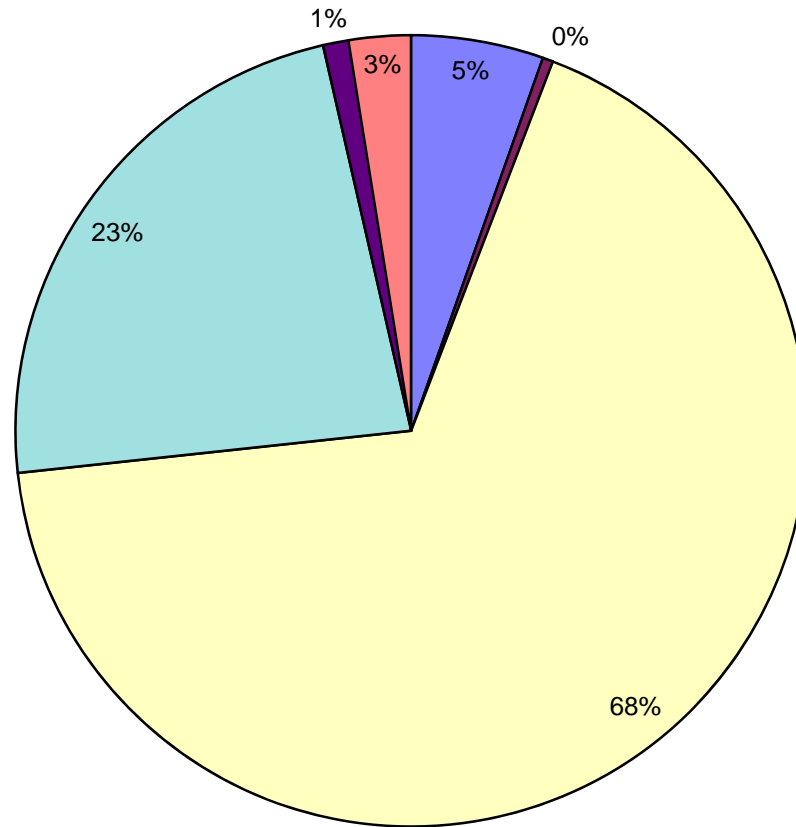
	(see Note 1)						
	Internal Adm	External Adm	Cust Rebts/Services	Internal Impl.	Marketing	Evaluation	Total
ENERGY STAR Homes	\$ 57,130	\$ 19,792	\$ 985,439	\$ 161,871	\$ 8,892	\$ 26,052	\$ 1,259,177
Liberty Utilities	6,412	8,947	53,632	2,123	218	194	71,525
NHEC	10,363	9,551	115,637	32,121	193	2,140	170,004
PSNH	32,418	900	779,241	90,516	6,887	17,963	927,925
Unitil	7,937	395	36,929	37,113	1,595	5,755	89,723
Home Energy Solutions	\$ 95,853	\$ 7,548	\$ 1,195,715	\$ 409,605	\$ 18,580	\$ 44,880	\$ 1,772,181
Liberty Utilities	16,202	3,538	112,803	6,081	1,486	2,996	143,107
NHEC	3,359	2,048	27,522	19,623	1,338	2,947	56,837
PSNH	59,173		938,325	300,998	11,434	33,515	1,343,445
Unitil	17,119	1,962	117,065	82,903	4,322	5,421	228,792
Energy Star Appliances	\$ 41,183	\$ 21,241	\$ 848,015	\$ 109,525	\$ 21,016	\$ 14,098	\$ 1,055,079
Liberty Utilities	2,345	9,930	36,780	1,143	2,741	86	53,024
NHEC	8,471	7,807	102,124	14,241	1,398	1,053	135,093
PSNH	24,654		638,779	36,423	13,183	9,847	722,886
Unitil	5,714	3,505	70,332	57,718	3,694	3,112	144,075
Home Energy Assistance	\$ 107,697	\$ 24,831	\$ 2,543,843	\$ 218,107	\$ 2,532	\$ 27,815	\$ 2,924,825
Liberty Utilities	11,865	7,282	246,369	716	451	243	266,925
NHEC	16,273	14,997	193,222	31,890	302	4,553	261,238
PSNH	68,224		1,899,172	119,432	-	15,758	2,102,586
Unitil	11,335	2,552	205,080	66,069	1,778	7,261	294,076
ENERGY STAR Lighting	\$ 44,318	\$ 28,920	\$ 634,378	\$ 150,607	\$ 231,005	\$ 28,121	\$ 1,117,350
Liberty Utilities	4,117	19,625	28,835	3,403	25,575	9,779	91,334
NHEC	6,050	5,575	59,226	21,921	7,380	483	100,636
PSNH	26,702		498,888	58,432	181,328	11,290	776,641
Unitil	7,449	3,720	47,429	66,851	16,722	6,569	148,739
Other Residential Programs	\$ 20,282	\$ 5,199	\$ 322,440	\$ 95,381	\$ 57	\$ 591	\$ 443,949
Liberty Utilities							-
NHEC	3,063	2,823	35,500	7,845	57	591	49,879
PSNH	17,219		286,940	66,152			370,311
Unitil (Home Energy Suite)		2,376		21,384			23,760
<b>Total Residential Programs</b>	<b>\$ 366,463</b>	<b>\$ 107,531</b>	<b>\$ 6,529,830</b>	<b>\$ 1,145,096</b>	<b>\$ 282,082</b>	<b>\$ 141,557</b>	<b>\$ 8,572,560</b>
New Equipment & Construction	\$ 94,543	\$ 9,166	\$ 2,319,845	\$ 354,962	\$ 3,783	\$ 96,896	\$ 2,879,196
Liberty Utilities	15,823	317	342,654	16,744	749	8,186	384,473
NHEC	8,951	8,249	100,759	19,830	396	6,915	145,100
PSNH	58,772		1,669,983	256,103	1,000	65,356	2,051,214
Unitil	10,996	600	206,450	62,285	1,638	16,439	298,409
Large C&I Retrofit	\$ 121,674	\$ 11,988	\$ 2,471,949	\$ 591,311	\$ 7,732	\$ 39,163	\$ 3,243,817
Liberty Utilities	19,338	317	277,676	25,410	921	1,009	324,671
NHEC	11,750	10,829	138,108	28,895	519	1,461	191,562
PSNH	71,287		1,640,504	452,533	3,234	24,764	2,192,322
Unitil	19,298	843	415,660	84,474	3,058	11,929	535,262
Small Business Energy Solutions	\$ 131,625	\$ 21,619	\$ 2,719,006	\$ 601,301	\$ 32,820	\$ 100,583	\$ 3,606,954
Liberty Utilities	11,055	4,082	134,911	8,035	466	9,609	168,157
NHEC	17,145	15,800	191,524	55,535	758	2,269	283,030
PSNH	88,863	327	2,156,103	469,543	24,493	77,158	2,816,488
Unitil	14,562	1,410	236,468	68,188	7,103	11,547	339,279
Other C&I Programs	\$ 17,563	\$ 2,659	\$ 371,683	\$ 87,666	\$ 1,037	\$ 5,305	\$ 485,912
Liberty Utilities							-
NHEC	1,218	1,122	12,331	6,147	54	151	21,022
PSNH (Education, RFP, Smart Start)	16,345		359,352	67,684	983	5,154	449,517
Unitil (Education, C&I Energy Suite)		1,537		13,836			15,373
<b>Total Non-Residential Programs</b>	<b>\$ 365,404</b>	<b>\$ 45,433</b>	<b>\$ 7,882,483</b>	<b>\$ 1,635,241</b>	<b>\$ 45,371</b>	<b>\$ 241,947</b>	<b>\$ 10,215,879</b>
<b>TOTAL (Both Sectors)</b>	<b>\$ 731,868</b>	<b>\$ 152,964</b>	<b>\$ 14,412,313</b>	<b>\$ 2,780,337</b>	<b>\$ 327,453</b>	<b>\$ 383,505</b>	<b>\$ 18,788,439</b>

Note 1: Evaluation amounts are based on 5% of total budgets. Actual program expenses will vary from numbers shown.

## Energy Star Homes

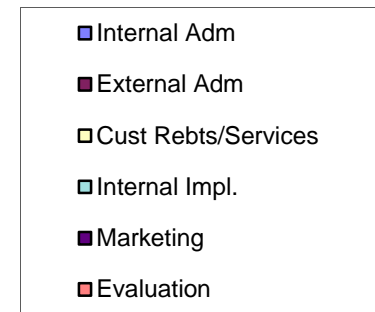
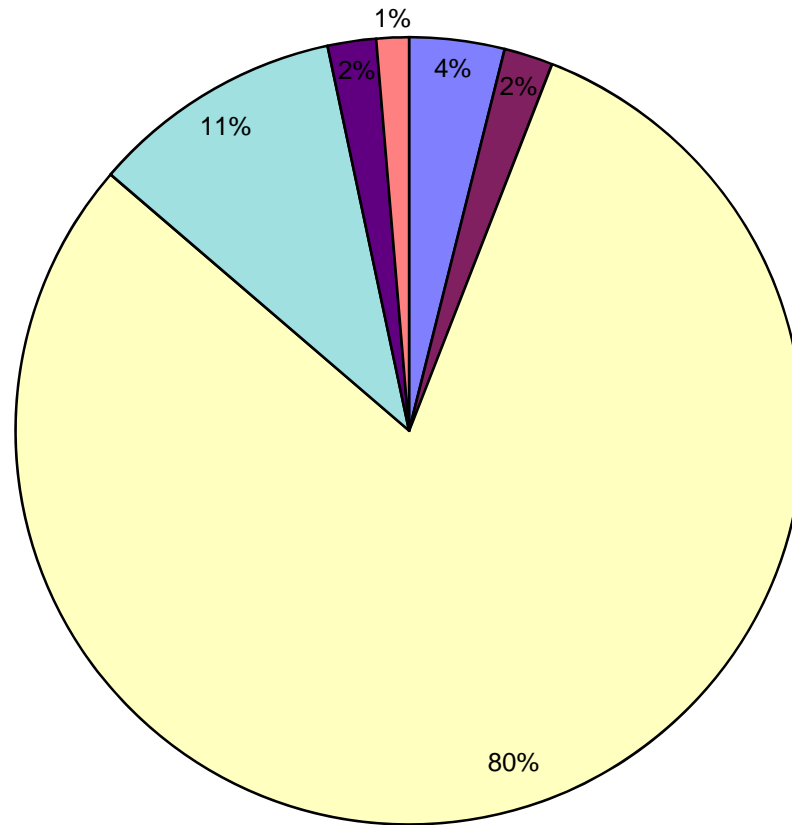


Home Energy Solutions

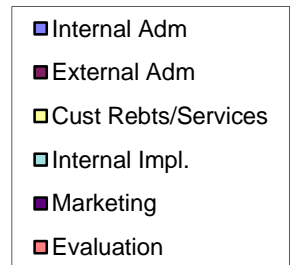
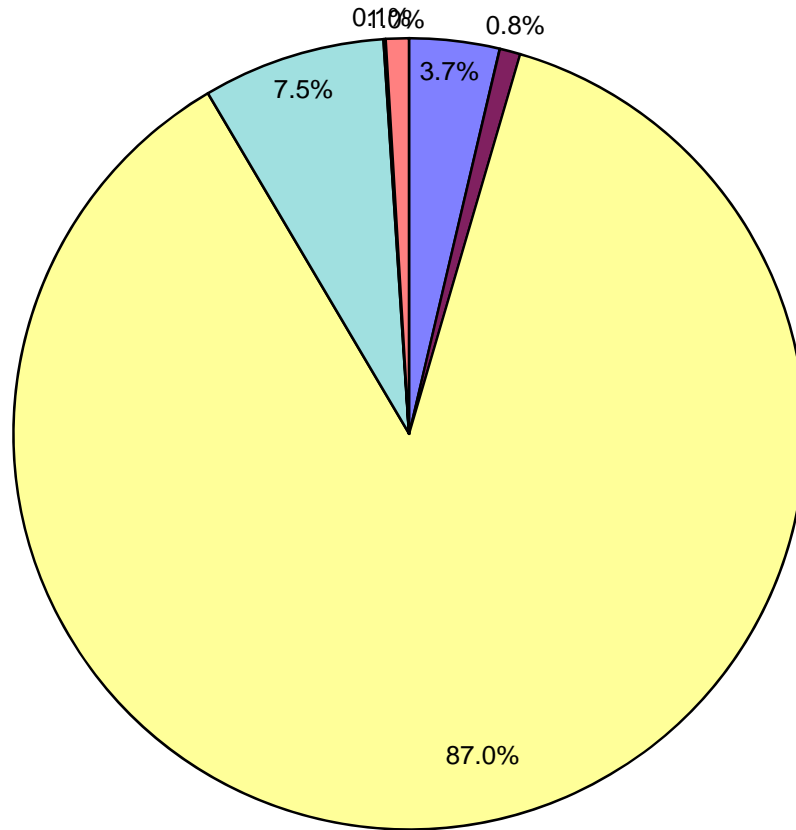


- Internal Adm
- External Adm
- Cust Rebts/Services
- Internal Impl.
- Marketing
- Evaluation

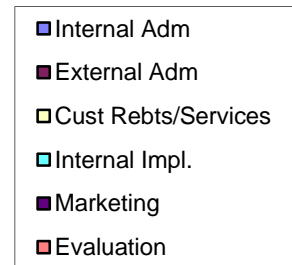
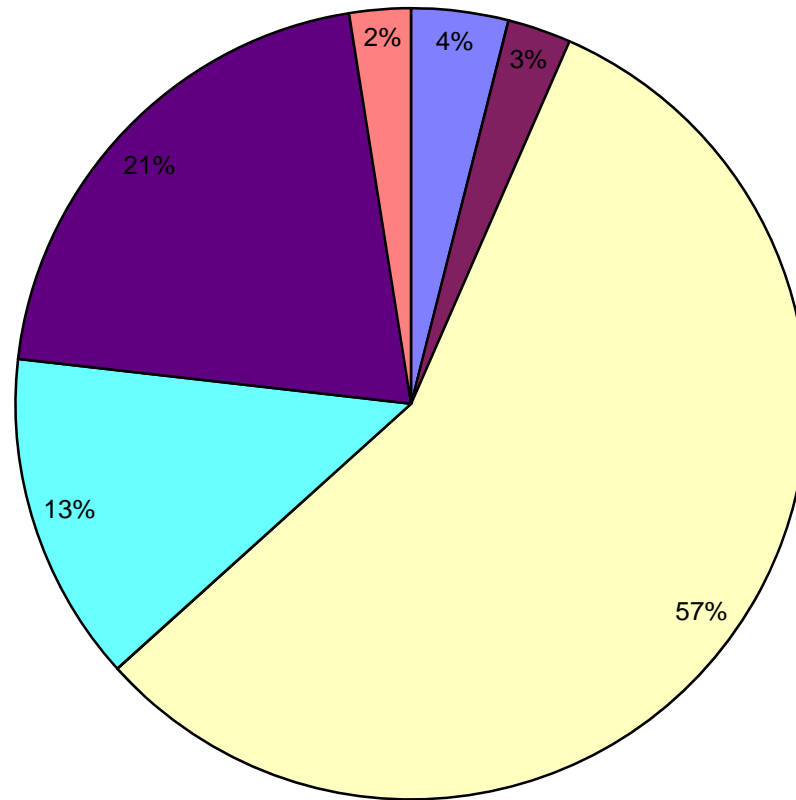
**Energy Star Appliances**



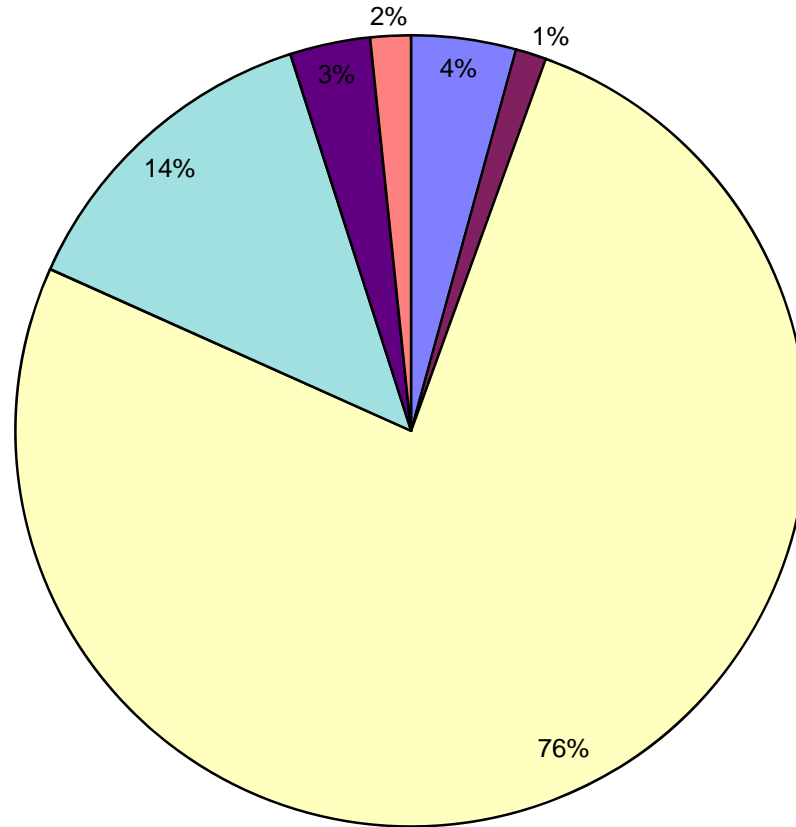
Home Energy Assistance



Energy Star Lighting

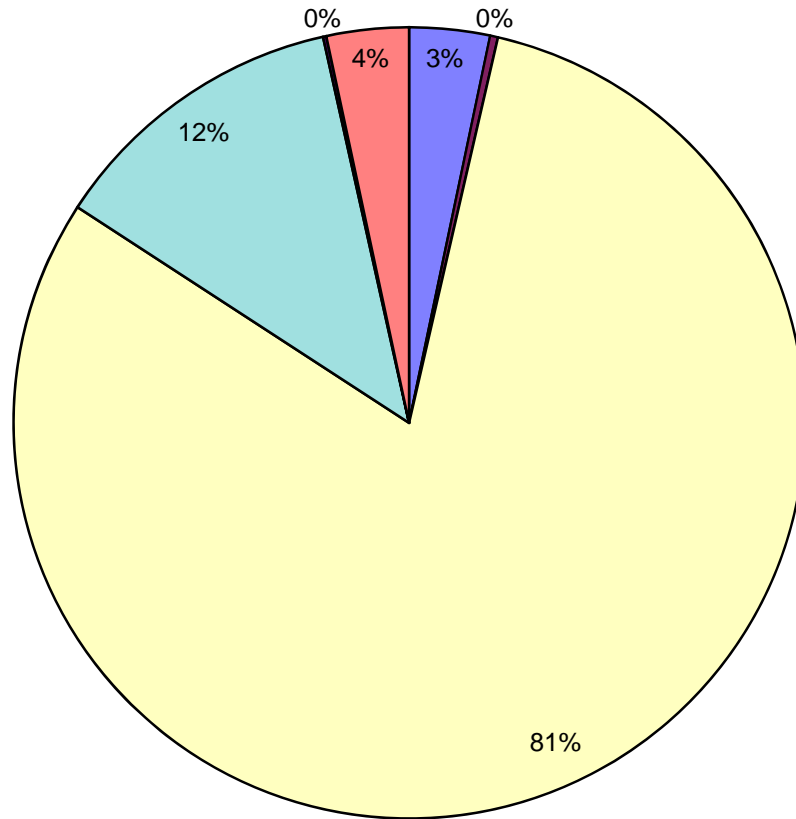


**Total Residential Programs**



- Internal Adm
- External Adm
- Cust Rebts/Services
- Internal Impl.
- Marketing
- Evaluation

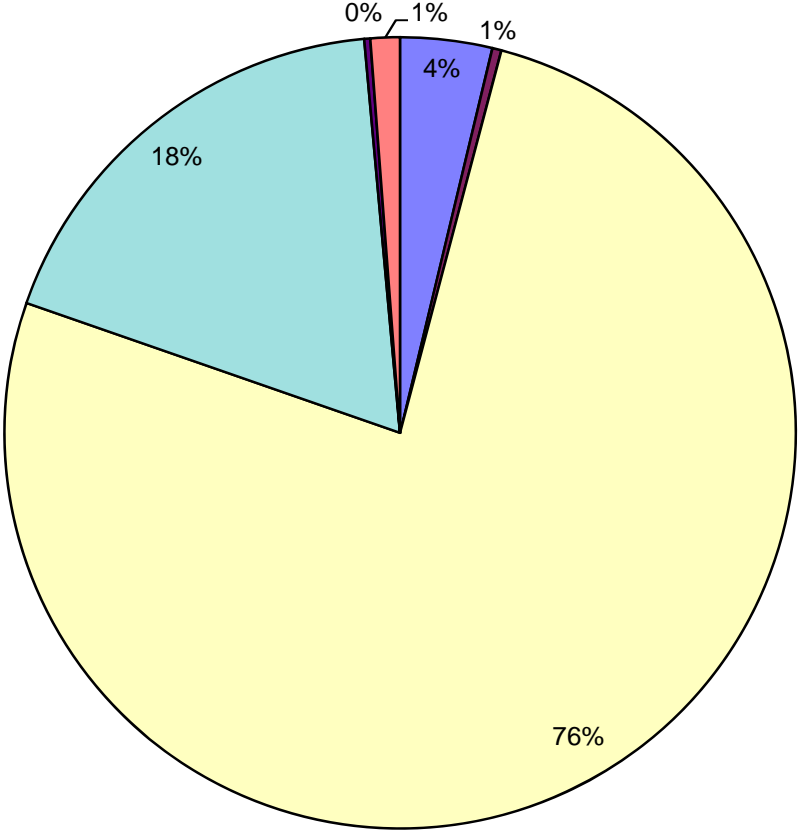
New Construction



- Internal Adm
- External Adm
- Cust Rebts/Services
- Internal Impl.
- Marketing
- Evaluation

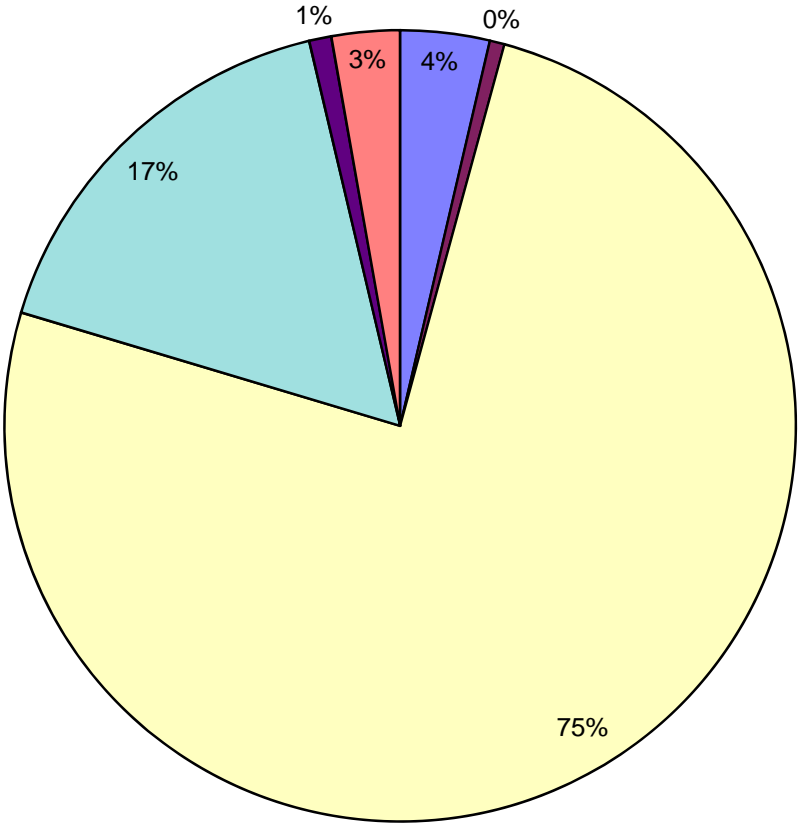


**Large Business Energy Solutions**



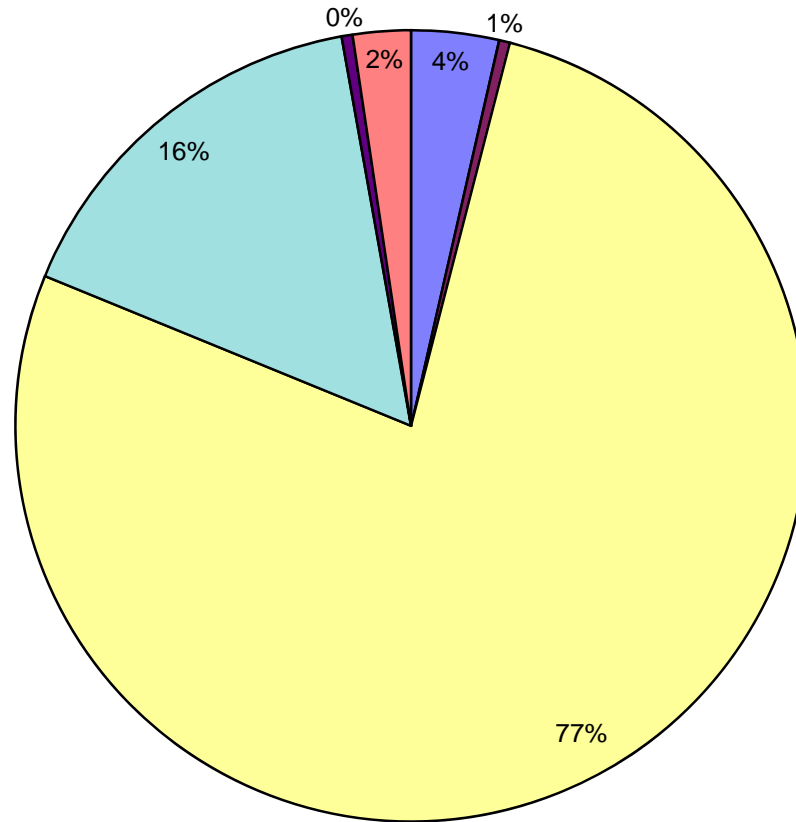
- Internal Adm
- External Adm
- Cust Rebts/Services
- Internal Impl.
- Marketing
- Evaluation

**Small Business Energy Solutions**



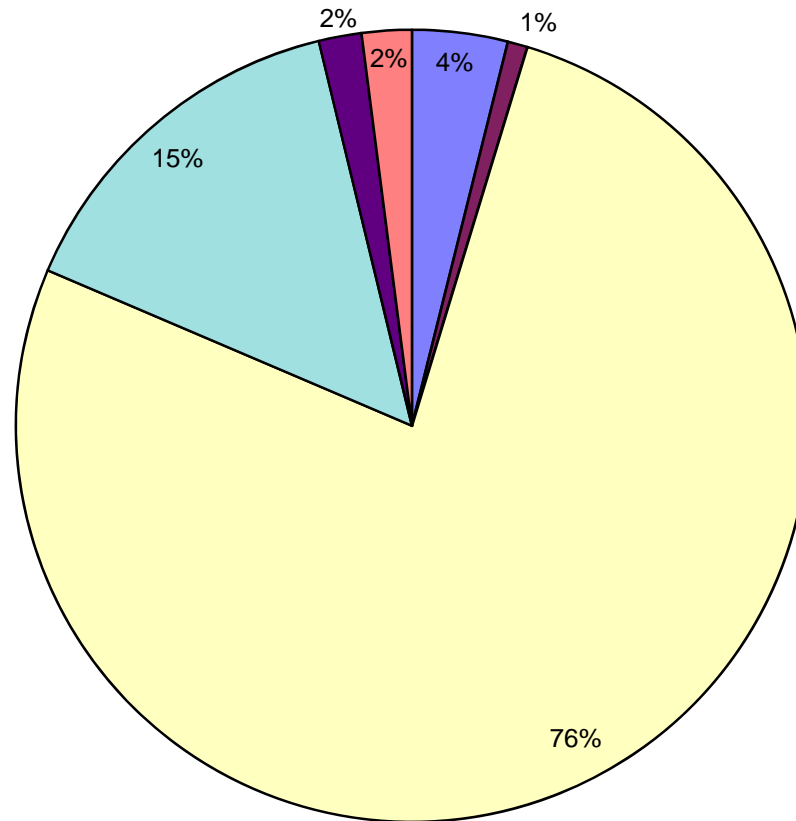
- Internal Adm
- External Adm
- Cust Rebts/Services
- Internal Impl.
- Marketing
- Evaluation

Total Non-Residential Programs



- Internal Adm
- External Adm
- Cust Rebts/Services
- Internal Impl.
- Marketing
- Evaluation

**Total Residential and Non-Residential Programs**



- Internal Adm
- External Adm
- Cust Rebts/Services
- Internal Impl.
- Marketing
- Evaluation